



Florida Housing Coalition

2024 Annual Conference

Middle Incomes, Middle Neighborhoods

Moderated by Racquel Reddie (NCST)

Our Panelists

Kris Hoff

Research & Policy Analyst (NCST)

Kristopher Smith


Community Development Officer (LISC Jacksonville)

Dr. Germaine Baugh

President/CEO (Urban League of Broward County)

Ernest Coney

President/CEO (CDC of Tampa)




Middle Neighborhoods Initiative

A National Initiative focused on mobilizing attention to reverse the disappearance of middle neighborhoods through decline or gentrification. The initiative does this through:


- Community of Practice: practitioners, policy, researchers
- Research: topics relevant to middle neighborhoods
- Policy Analysis and Advocacy: housing, lending, community dev
- Communications strategies: advancing awareness

Coordinated by National Community Stabilization Trust and NeighborWorks America and advised by a Steering Committee of 20 prominent researchers, practitioners and policy makers



Characteristics of Middle Neighborhoods

- Mostly single-family homes built for families with children.
- Still well more than 50% owner-occupied, but slowly eroding.
- Housing stock is aging, still in generally acceptable condition, but often lacks features and updates to compete well for today's homebuyers.
- More racially, ethnically and economically diverse.





<http://middleneighborhoods.reomatch.com/>

Click [here](#) to learn more about defining Middle Neighborhoods

Refresh Your Map Zoom ▾ Questions or feedback? Type in location **GO**

Your Map

Map Satellite

Choose a 2014-2018 layer to display

- 2018 City Test 1: 60-100% CMI
- 2018 City Test 2: 80-120% CMI
- 2018 National Test 1: 60-100% NMI
- 2018 National Test 2: 80-120% NMI
- 2018 Regional Test 1: 60-100% AMI
- 2018 Regional Test 2: 80-120% AMI
- 2018 Regional Test 3: 100-160% AMI

Choose a 2006-2010 layer to display

- 2010 City Test 1: 60-100% CMI
- 2010 City Test 2: 80-120% CMI
- 2010 National Test 1: 60-100% NMI
- 2010 National Test 2: 80-120% NMI
- 2010 Regional Test 1: 60-100% AMI
- 2010 Regional Test 2: 80-120% AMI
- 2010 Regional Test 3: 100-160% AMI

MSAs

- Panama City, FL Metro Area
- Parkersburg-Vienna, WV Metro Area
- Pensacola-Ferry Pass-Brent, FL Metro Area
- Peoria, IL Metro Area
- Philadelphia-Camden-Wilmington, PA-NJ-DE-MD Metro Area
- Phoenix-Mesa-Scottsdale, AZ Metro Area
- Pine Bluff, AR Metro Area
- Pittsburgh, PA Metro Area
- Pittsfield, MA Metro Area



Displaying census tracts with median household incomes between 80 and 120 percent of regional/MSA median

JOIN US!
**The Middle Neighborhoods
Community of Practice
(CoP)**

The Middle Neighborhoods CoP is an informal, facilitated network of practitioners, researchers and policymakers engaged in revitalizing middle neighborhoods. CoP members share learnings through topical webinars, referrals, site visits, phone calls, and occasional larger group events.

Please join us!

<https://ncst.org/middle-neighborhoods/> or scan QR below

