



HOME MATTERS

REPORT FROM THE FLORIDA HOUSING COALITION





HOME IS WHERE WE FIND
RESPITE
where we **SAFE** where we
— **FEEL** — **CONNECT**
where we keep our — with our
BELONGINGS **FAMILY**
AND ESTABLISH OURSELVES WITHIN
OUR COMMUNITY

QUICK FACTS:

Florida still has an affordable housing crisis

- 912,967 very low-income Florida households — which include hardworking families, seniors, and people with disabilities — pay more than 50% of their incomes for housing.
- Florida has the third highest homeless population of any state in the nation, with 32,190 people living in homeless shelters and on the streets. This includes 2,817 veterans and 9,422 people in families with at least one child.
- Low-wage jobs are prevalent in Florida's economy. In many occupations, workers do not earn enough to rent a modest apartment or buy their first home.

TABLE OF CONTENTS

SECTION ONE
Introduction: Why Does Home Matter? 1
The Benefits of Affordable Housing. 2

SECTION TWO
By The Numbers: Housing Cost Burden in Florida. 5
Housing Costs for Low-Income Families. 5
Housing Cost Burden and Tenure 6
Homelessness..... 6
Low-Wage Jobs. 8
Housing and Transportation Costs 8

SECTION THREE
Challenges for Renters. 10
Mismatch Between Rents and Wages. 10
Shortage of Affordable and Available Rental Units. 12
Loss of Affordable Rental Housing. 12
Tightened Rental Market. 12

SECTION FOUR
Challenges for Homebuyers. 14
Housing Costs Exceed Wages for Many Occupations. 14
Tight Markets for Low-Income Buyers. 16

SECTION FIVE
The Sadowski Housing Trust Funds:
A Proven Track Record of Producing and Preserving Affordable Housing. 18
Sadowski History and Major Programs. 18
Impact of Sadowski Trust Funds. 19

Conclusion 22
Affordable Housing is Essential for Floridians. 22
We Don't Have Enough Affordable Housing in Florida. 22
There is a Large and Growing Gap Between Income and Housing Costs. 22
The Good News. 22

Endnotes. 24

WHY DOES HOME MATTER?

The health, safety, and welfare of Floridians and the strength of Florida's overall economy depends on a sufficient supply of housing affordable to Florida's working families, elders, and people with disabilities living on fixed incomes.

AFFORDABLE HOUSING REDUCES TAXPAYER EXPENSES

- Affordable, community-based housing for seniors and people with disabilities is significantly less than the cost of institutional care.
- Chronically homeless persons often cycle through jails, hospitals, and other crisis services. Permanent supportive housing for this high-need population can reduce taxpayer costs considerably.
- Affordable housing can improve the health and educational outcomes of low-income families and children, reducing the public costs associated with illness and poor school performance.

AFFORDABLE HOUSING BOOSTS THE ECONOMY

- Money spent on affordable housing construction and rehabilitation has a ripple effect on local economies. Contractors and suppliers spend money on materials and labor, and workers spend their earnings locally.
- If the Sadowski Housing Trust Fund money is fully appropriated for housing, it will create nearly 31,000 jobs and \$4.1 billion in positive economic impact in just one year, while creating homes that will last far into the future.



The Florida Housing Coalition has produced this report in support of Home Matters® (www.HomeMattersAmerica.com), a national movement to make Home a reality for everyone by elevating the importance of Home's impact on people's health, education, personal success, public safety, and the economy. Participating in Home Matters is a coast-to-coast coalition composed of members of the general public, leaders of housing and community development organizations, as well as other organizations concerned about increasing the positive impact of Home in their communities.

SECTION ONE:

Introduction: Why Does Home Matter?

When it comes to affordable housing, Florida has seen both triumphs and ongoing challenges in 2017. Compared to other states in the nation, Florida enjoys access to an incredible source of funding for housing, the Sadowski Local Housing Trust Fund. At the time of publication of this report, the Florida Legislature was working to appropriate Housing Trust Funds for housing in Florida. At the same time, community leaders and residents across the state have called out for help in the face of soaring housing costs and a shrinking supply of affordable housing. The housing landscape was only worsened in 2017 by the hurricane season.

Everyone needs a safe, stable place to call home, but housing is a market commodity as well as a basic human need. Unfortunately, the private market by itself is unable to provide homes and apartments for many workers, elders, and people with disabilities. The price of housing reflects what people are willing to pay to live in a community, and many people are bidding high prices to live in Florida's vibrant cities and towns. In many communities,

even modest homes and apartments are priced out of reach of essential workers (including teachers and police officers), or are torn down and replaced with high-end houses, apartments, and condos. Even in communities with more moderate housing costs, many residents struggle to find high-quality affordable housing if they work in low-wage jobs or live on fixed incomes.

PALM BEACH POST

EDITORIAL:

Stop lawmakers' raids on affordable housing funds

December 5, 2017

Years ago, a far more enlightened leadership in Tallahassee created the William E. Sadowski Affordable Housing Trust Funds, which uses doc stamp surcharges on real estate transactions to leverage federal and private funds to help develop more affordable housing in Florida.

The diversion of state affordable housing trust funds is an obstacle to local governments that need affordable workforce housing to attract new business growth and keep current government employees, like first responders and teachers close to the communities they serve.

Sean Shaw, D-Tampa, and Sen. Kathleen Passidomo, R-Naples, are a welcome bipartisan approach that deserves serious consideration and debate. Unfortunately, the legislation faces uphill odds against a longtime budget tradition that undermines reasonably priced housing. The signs of the crisis are crystal clear. Affordable

Tampa Bay Times

State needs to spend more on affordable housing

November 27, 2017 | Editorial

Affordable housing is in shortage statewide, but Gov. Rick Scott and

With \$322 million sitting in the state's affordable housing trust fund, Scott and the legislature should be figuring out how to distribute those funds to ease the shortage. All of dollars.

Scott's budget would strip \$2 million from housing trust funds the money for

become a nearly annual budget exercise in Tallahassee. Over the last 25 years, legislators have reallocated nearly \$2 billion in money meant for housing to pet projects and other budget needs. It's no wonder Florida has an affordable housing crisis.

Nearly 1 million low-income households in Florida spend more

100 extremely poor households. Locally, the share of low-income renters grew by 35 percent in 10 years even though total households in Tampa Bay increased by just 13 percent.

These trends are all moving in the same perilous direction. Condo towers and pricey subdivisions have begun rising again since the housing market

Florida Times-Union

Don't scrap tax credits for affordable housing

November 28, 2017 | Editorial

Public-private partnership — it's a phrase synonymous with good government. The federal government encourages these with "tax expenditures," giving various kinds of tax breaks to private businesses that are pursuing public purposes. An outstanding version of this comes with housing. The private market often

And thousands of households in Florida have benefited from these breaks. These breaks aren't well known to most people, so they are easy to cut. Low-income people don't have high-priced lobbyists in Washington. It appears that some of these tax breaks are at risk. One example is a financing vehicle called "Private Activity Bonds."

financing vehicle for this. Congress, in its eagerness to provide tax breaks for some, should not eliminate those that are working well now. Housing bonds represent good value for the taxpayers. The stalemate between the Sleiman family and various city administrations has become a blight on progress Downtown. It is

those around the nation, has changed over the decades. What started as bookshops and restaurants and restaurants, Sleiman in has said the apartments property value. And it is being into a wall. Jacksonville. The Legislature

HERALD-TRIBUNE

EDITORIAL:

State Senate shows concern for housing

January 31, 2018

Budget recommendations emerging in the Florida Legislature suggest the Senate wants to restore public trust in the state's

housing trust funds. The state Senate has proposed spending all of the \$322 million available in the funds on housing, according to figures distributed by

affordable-housing advocates. The Senate's stance is a commendable recognition of the pressing statewide need for affordable housing. Unfortunately, housing is

not the priority for funds in the Florida House of Representatives. House leaders proposed the funds for purposes, to the \$182 million, and

NAPLES DAILY NEWS:

Irma fortifies need to stop raiding affordable housing trust funds

December 12, 2017

If Hurricane Irma hasn't underscored the need to keep the state's affordable housing trust funds whole, we're not sure what will.

The Sept. 10 hurricane that created havoc in virtually every county on Florida's peninsula is expected to dominate issues during the 2018 legislative session. Irma left considerable housing across the state uninhabitable or damaged. After the late November application deadline, the Federal Emergency Management Agency reported its disaster assistance teams had visited 273,000 homes in Florida and spoken with more than 175,000 residents.

While FEMA juggles Irma with disasters in Texas, California, Puerto Rico and elsewhere, the state must ensure Floridians' housing needs are prioritized. There is no better way to start than the trust funds created 25 years ago to address the state's affordable housing issues.

What is Affordable Housing?

Misconceptions about affordable housing are widespread, with many citizens associating it with large, distressed public housing projects in central cities. That conception of affordable housing simply does not fit reality. Plenty of Public Housing Authorities across the nation, from large to small in size, are well-managed and have quality units. Furthermore, public housing is only one type of affordable housing. In this report, “affordable housing” refers to privately owned housing that receives a subsidy to bring its rent or purchase price down to a level affordable to a low- or moderate-income family. Except for the subsidy, affordable housing is indistinguishable from market-rate housing—it has the same architectural and landscaping styles and often has basic amenities like energy efficient appliances and community gathering spaces. Substandard housing is, by definition, not affordable housing. The price thresholds for housing affordability will be discussed later in the report.

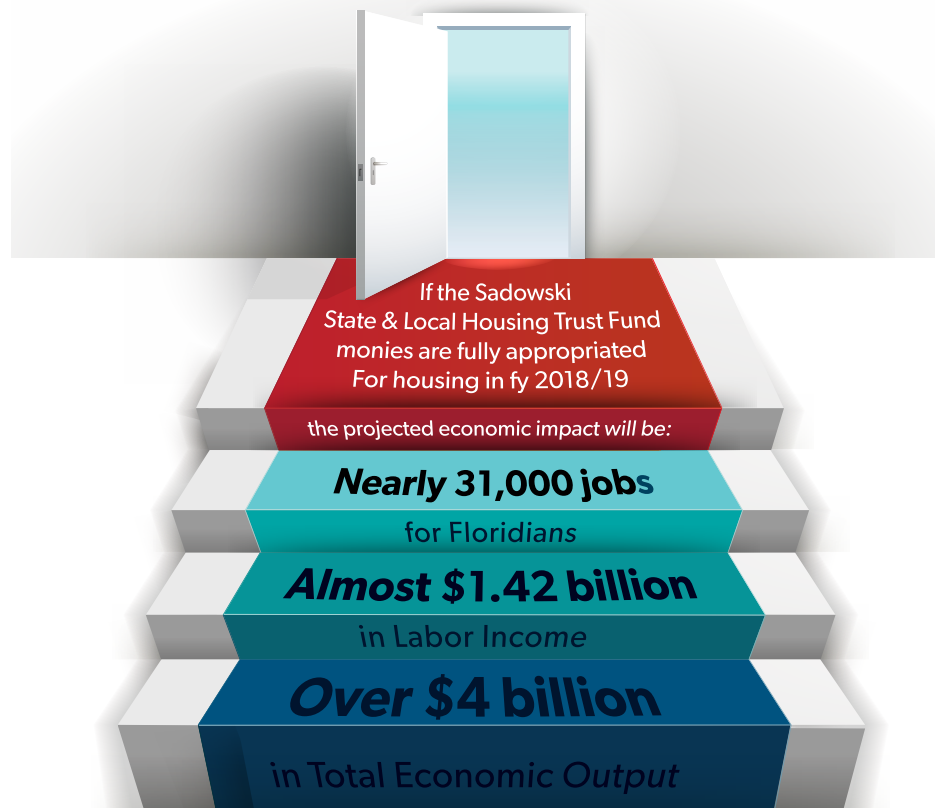
The way to correct this market failure is to provide financial incentives that make it profitable for private developers to invest in affordable housing. These incentives come from public-private partnerships among lenders, real estate professionals, community-based nonprofit organizations, and local, state, and federal agencies. Affordable housing funders typically impose high standards for building quality and property management. Every partner and every funding source in this community effort—public, private, and nonprofit—is an essential piece of the puzzle. This report outlines the need for affordable rental and ownership housing in Florida, and highlights the importance of the Sadowski State and Local Trust Funds in meeting this need.

The Benefits of Affordable Housing

Economic Benefits

Affordable housing—like any other housing development—stimulates state and local economies. When a developer creates affordable housing through new construction or rehabilitation, the community gains jobs through direct, indirect, and induced economic impacts¹ (see Sidebar on next page). For example, each dollar of Sadowski State and Local Housing Trust Funds leverages \$4 to \$6 in private investment, federal tax credits, and other funding sources.

**Each Dollar Of Sadowski State & Local Housing Trust Funds
LEVERAGES \$4 TO \$6**
in private investment, federal tax credits, and other funding sources.



If the Sadowski State and Local Housing Trust Fund monies are fully appropriated for housing in Fiscal Year 2018-19, the projected economic impact will be:

- Nearly 31,000 jobs
- Close to \$4.1 billion in total economic output
- Approximately \$1.42 billion in labor income²

Once an affordable housing development is built and occupied, the residents create demand for ongoing jobs to meet their needs. Additionally, families living in affordable housing have more discretionary income to spend on food, clothing, and other goods and services, thereby boosting the local economy³.

Affordable housing is also important for employers that are trying to attract skilled workers to a region. When local housing costs near employment are out of reach for entry-level and mid-level employees, employers may find it difficult to attract skilled workers, and may face challenges with employee absenteeism and turnover^{4,5}.

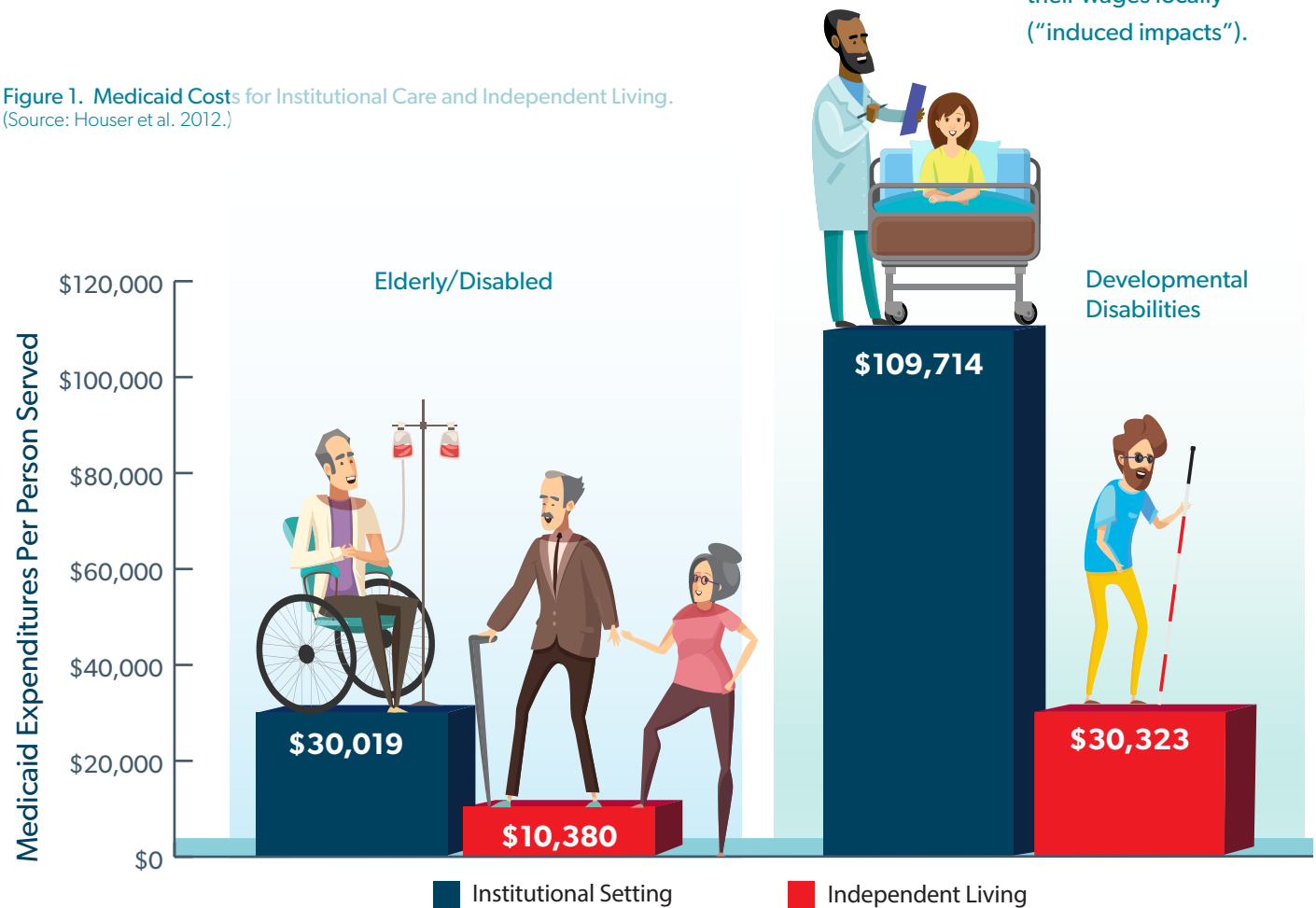
An additional economic benefit of affordable housing comes from the foregone costs of providing social services to persons who are elderly, homeless, or have disabilities. Studies show that home and community-based services for elderly as well as permanently supportive housing for persons with disabilities are significantly more cost-effective than institutionalized care or relying on jails and emergency rooms^{6,7}. An investment in affordable housing is fiscally responsible, with a significant return on investment.

Economic Impacts:

A Note On Terminology

Activities such as housing construction and rehabilitation stimulate local economies in several ways. For affordable housing development, “direct” impacts occur when developers hire workers and purchase materials from local suppliers. The suppliers, in turn, purchase additional materials and labor to fill the developer’s order, producing “indirect impacts”. The workers employed, directly and indirectly, further stimulate the economy by spending their wages locally (“induced impacts”).

Figure 1. Medicaid Costs for Institutional Care and Independent Living.
(Source: Houser et al. 2012.)



HOUSING PLAYS A MAJOR ROLE

IN OUR PHYSICAL & MENTAL HEALTH

For low-income individuals and families, lack of affordable housing can have a multitude of negative effects:

FOOD & HEALTH CARE

Families in unaffordable housing are likely to cut back on nutritious food and health care.



STRESS & DEPRESSION

Frequent moves are associated with stress and depression, and overcrowding has been linked to poor health in children.



HEALTH HAZARDS

Dust, mold, and cockroaches can cause asthma and allergies, and peeling lead paint can reduce IQs and cause behavioral problems in children. Unsafe structural conditions, such as faulty wiring, increase the risk of fire and injury.



EXACERBATED HEALTH PROBLEMS

Living on the streets or in shelters poses unique health risks. Homelessness also makes it difficult to rest and recuperate after illnesses, find a place to store medications, and keep wounds clean and dry.



Health and Education Benefits

Housing plays a major role in our physical and mental health. For low-income individuals and families, lack of affordable housing can have a multitude of negative effects, including:

- Families in unaffordable housing are likely to cut back on nutritious food and health care⁸.
- Substandard housing poses a variety of health hazards. Dust, mold, and cockroaches can cause asthma and allergies, and peeling lead paint can reduce IQs and cause behavioral problems in children. Unsafe structural conditions, such as faulty wiring, increase the risk of fire and injury^{9,10}.
- Many low-income families move frequently or double up with friends and relatives if they cannot find affordable housing. Frequent moves are associated with stress and depression, and overcrowding has been linked to poor health in children^{11,12}.
- Homelessness exacerbates a person's pre-existing health problems, and living on the streets or in shelters poses unique health risks (including tuberculosis, violence, and exposure to weather). Homelessness also makes it difficult to rest and recuperate after illnesses, find a place to store medications, or keep wounds clean and dry¹³.

Many of the health problems associated with a lack of affordable housing are closely connected to children's educational performance. For example, exposure to lead paint is known to cause developmental delays in children, while asthma from exposure to dust and mold can cause children to miss school and fall behind. Frequent moves, overcrowding, and homelessness have also been linked to lower educational attainment in children¹⁴.

If a lack of affordable housing can contribute to ill health and educational problems among low-income families and children, then affordable housing is the foundation for good health and achievement in school. For example, according to a study by Children's HealthWatch, infants in food-insecure families are 43% less likely to be hospitalized if their families had rental assistance during the pre-natal period, resulting in a health care cost savings of about \$20 million¹⁵. Additionally, both subsidized rental housing and homeownership have been linked to better educational outcomes for children^{16,17}. An investment in affordable housing strengthens the health and well-being of Florida families and students.

SECTION TWO:

By The Numbers: Housing Cost Burden in Florida

Housing Costs for Low-Income Families

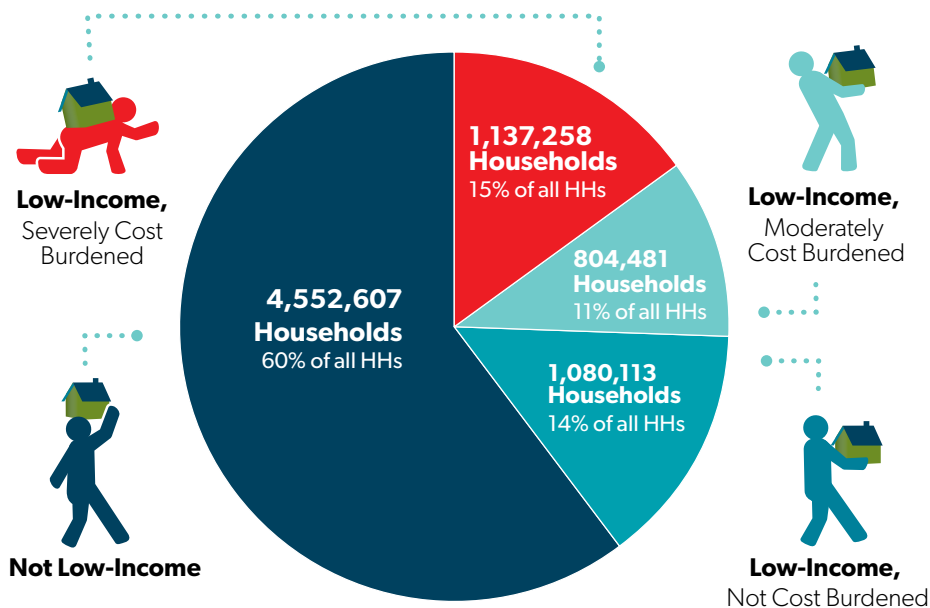
Housing is generally considered affordable if it costs no more than 30% of a household's income. Households who pay more than this amount are considered "housing cost burdened". This is not a perfect benchmark, since it is applied equally at all income levels. However, it is a reasonable standard for most low-income households. More conservative analyses of housing affordability focus on households that are "severely cost burdened", or paying more than 50% of their incomes for housing. See the Sidebar on right related to housing costs and incomes.

Data for Florida's households is summarized in Figure 2 below. Of Florida's 3 million low-income households, over 1.94 million are cost burdened^a. This number represents 64% of low-income households, and a full 26% of all Florida households. Of these low-income, cost burdened households, over 1.1 million are severely cost-burdened—38% of all low-income households, and 15% of all Florida households. Of all low-income households with severe cost burden, 912,967 (12% of all Florida households) are very low-income (not shown in Figure 2).

Of all low-income, cost burdened households in Florida, 608,709 are headed by seniors (age 65 or older). For low-income households that have members with one or more disabilities, 600,040 are cost burdened¹⁹. For household heads who are elderly or have disabilities, the availability of affordable housing in the community can make the difference between living independently and moving into a more restrictive setting, such as a nursing home. Parents who care for a child with disabilities in the family home, meanwhile, may find that high housing costs compete with higher medical costs and time off work associated with their role as caregivers²⁰.

^a This data includes households in "regular" housing units. Individuals and households in settings such as group homes, dormitories, residential treatment centers, skilled nursing facilities, homeless shelters, military barracks, and prisons are excluded.

Figure 2. Cost Burdened Low-Income Households in Florida.
(Source: Shimberg Center for Housing Studies 2017a¹⁸.)



GLOSSARY

Area Median Income (AMI): Median annual household income (pre-tax) for a metropolitan area, subarea of a metropolitan area, or non-metropolitan county.

Low-Income (LI): Household is at or below 80% of the AMI for households of the same size.

Very Low-Income (VLI): Household is at or below 50% of the AMI for households of the same size.

Extremely Low-Income (ELI): Household is at or below 30% of the AMI for households of the same size.

Housing Costs: Includes the household's rent or mortgage payments, utility payments, property taxes, insurance, and mobile home or condominium fees, as applicable.

Affordable Housing: Housing that costs no more than 30% of a household's gross income.

Cost Burdened: Household pays >30% of its gross income on housing costs.

Moderately Cost Burdened: Household pays >30% but no more than 50% of its gross income on housing costs.

Severely Cost Burdened: Household pays >50% of its gross income on housing costs.

Housing Cost Burden and Tenure

Figure 3 shows the distribution of severely cost burdened households by income bracket and tenure in Florida. Not surprisingly, the share of cost burdened households for each tenure type increases as income decreases. Severe cost burden is most prevalent among owner households with mortgages, possibly reflecting the legacy of subprime mortgage lending during the housing boom, the loss of earnings among low-income workers during the recession, or both.

Severe cost burden is also widespread among low-income renters. In the extremely low-income (ELI) and > 30- 50% AMI brackets, where 66% and 57% of renter households are severely cost burdened, respectively. While owners without mortgages are much less likely to have severe cost burden, over 43% of ELI households who own their homes free and clear are severely cost burdened.

The share of low-income Florida households that are severely cost burdened is 38%, the same as in 2005 and a slight increase from 37% in 2015. However, the prevalence of severe cost burden did not remain steady for all tenure types (Table 1). Severe cost burden increased by 4.5 percentage points among renters in the less than 30-50% AMI bracket, and by 5.8 percentage points among low-income renters above 50% AMI. This is consistent with findings from other sources, which show that cost burden among renters has crept up the income ladder in recent years^{21,22}. (Although the prevalence of cost burdens among the lowest income renters has decreased, these renters had extremely high rates of cost burden to begin with.)

Conversely, low-income owners with mortgages saw a decrease in cost burden. The decrease in severe cost burden among Florida's homeowners with mortgages likely reflects lower interest rates for owner refinancing and purchases, in addition to improving trends in the foreclosure market. Notably, the rates of severe cost burden among owners with mortgages in the >30-50% and >50-80% AMI brackets climbed after 2005, peaked between 2009 and 2011, and have declined since then (data not shown). Among ELI owners with mortgages, rates of severe cost burden did not peak during the Recession years, perhaps because they were already extremely high²³.

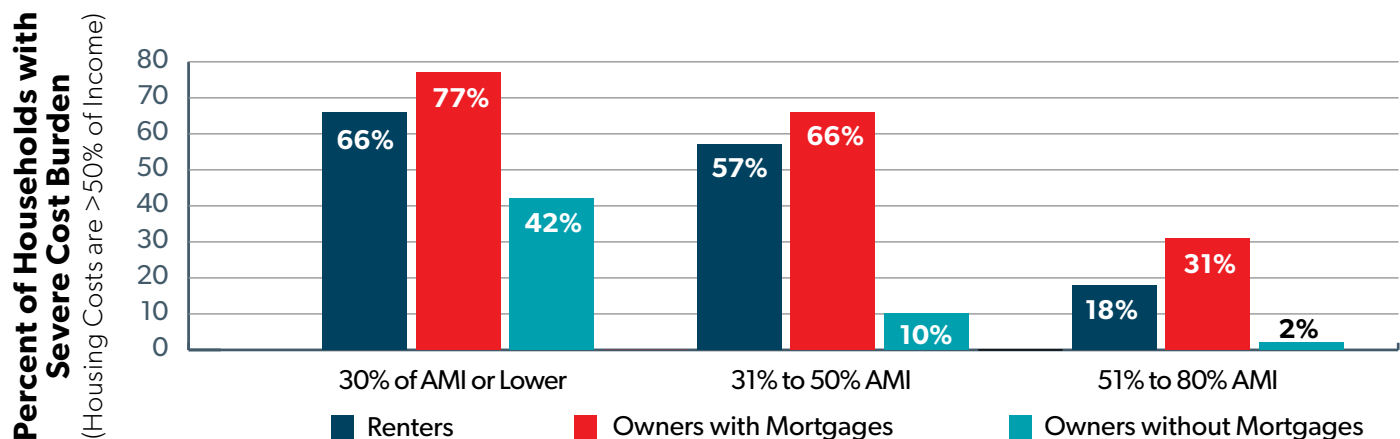
Homelessness

When a household's rent or mortgage payments compete with other basic needs, such as food and healthcare, they are at risk of homelessness. In their 2017 Point-in-Time (PIT) counts^b, communities across Florida identified a total of 32,190 "literally homeless" people—those staying in shelters, on the street, or in other places not meant for human habitation. As Table 2 shows, Florida's homeless population, according to the PIT counts, has declined by 33% since 2007, although this drop masks a peak of 57,551 in 2010. During the same period, the United States PIT count homeless population experienced an almost uninterrupted decline, and was 14% lower in 2017 than in 2007.

Several homeless subpopulations have decreased as well at the state and national level, as shown in Table 2. Florida has outperformed the nation in reducing homelessness among families and veterans, but has experienced a more modest decline in its population of chronically homeless individuals.

^b HUD requires Point-in-Time counts of "literally homeless" people to be conducted at least biennially by Continuums of Care (CoCs), or geographically defined networks of homeless service providers. Most CoCs in Florida and across the nation conduct their PIT counts on a single night in the last week of January.

Figure 3. Severely Cost Burdened Florida Households by Tenure.
(Source: Shimberg Center 2017a.)



Overall, the state and national progress in reducing literal homelessness is a testament to the success of the “Housing First” model and the (relatively) strong political support for homeless assistance programs.

Unfortunately, another commonly used measure suggests that family homelessness persists both nationally and in Florida. The U.S. Department of Education (ED) requires public school districts to identify children and youth who are homeless at any time during the academic year (including summer school). Children who are doubled-up or living in motels due to their family’s loss of housing or economic hardship are defined as “homeless” by ED, encompassing a larger population than the PIT counts and comprise most of the students identified as homeless. Florida reported 40,967 homeless students in the 2008-2009 school year. That increased to 72,042 in the 2015-2016²⁴ – a net increase of 76%, indicative of an increased need for affordable housing for low-income families.

Table 1. Changes in Severe Cost Burden Among Florida Households by Tenure and Income Bracket.

(Source: Shimberg Center 2017a.)

Severe Cost Burden	Percentage Point Change 2005 - 2015		
	30% AMI or Less	>30% to 50% AMI	>50% to 80% AMI
Owner Households without Mortgage	-0.3%	0.3%	0.8%
Renter Households	-2.3%	4.5%	5.8%

Table 2. Point-in-Time Counts of Homeless People in Florida and the United States.

(Source: HUD Point-in-Time Count data, 2007-2017.)

Homeless Population Category	Population in FL in 2015	Percent Change in FL	Percent Change in U.S.
Total Homeless Population (2007-2017)*	32,190	-33%	-14%
Persons in Families (2007-2017)*	9,358	-37%	-26%
Chronically Homeless Individuals (2007-2017)*	5,615	-25%	-35%
Veterans (2010-2017)**	2,817	-64%	-48%

*HUD uses 2007 as a baseline year for most Point-in-Time data.

** 2010 was the first year that HUD had reliable estimates of Veteran homelessness at the state level.

HOMELESS CHILDREN IN THE PUBLIC SCHOOL SYSTEM

ON THE NATIONAL LEVEL

The population of homeless students increased by 32% between the 2008-2009 and 2015-2016 academic years.



IN FLORIDA

The increase over the same period was even sharper —76%—**yielding a homeless student population of over 72,000** by the 2015-2016 academic year.

Many of Florida's common occupations
DO NOT PAY ENOUGH
FOR A FAMILY TO SURVIVE,
 Let Alone Thrive

In Florida, the median wage for
37% of jobs fall below the
Minimum
Survival Wage.



Over 468,000 Floridans
have median wages below \$10
per hour, leaving their families vulnerable
to financial crisis.

When households cannot make ends meet, they
cut corners in their budgets in risky ways.



Adding Credit Card Debt



Eating a Poor Diet



Forgoing Health Care



Choosing Low Quality
Childcare



Not Registering or
Insuring Cars

Low-Wage Jobs

Low-wage jobs, many of them low-skilled, are prevalent in Florida's economy. According to the United Way of Florida's 2017 report on Asset Limited, Income Constrained, Employed (ALICE) households, the "survival wage" for a household with two adults, one infant, and one preschooler was \$26.93 per hour in 2015 (adjusted to 2016 dollars), or \$13.47 per hour for each adult⁶. The household Survival Wage is just enough for a bare-bones budget with no cushion for emergencies. Unfortunately, many of Florida's common occupations do not even pay enough for a family to survive, let alone thrive. As the ALICE Report shows, government assistance and private charity is not enough to fill the gap for these families²⁵.

Although the median wage for all occupations in Florida is \$16.15, occupations with a median wage below \$13.46 per hour comprise 37% of all jobs in the state. Table 3 shows the ten most common of these occupations, which alone account for over 1 in 5 jobs in Florida. Two of the ten occupations shown have an entry wage below \$9 per hour, and over 468,000 jobs have median wages below \$10 per hour. These households are vulnerable to financial crisis due to job loss, illness, child care emergencies, breakdown of an automobile, or other disruptions common to any household. When households cannot make ends meet, they tend to cut corners in their budgets in risky ways—including accumulating credit card debt, eating an inadequate diet, forgoing preventative health care, choosing lower quality child care, or neglecting to register or purchase liability insurance for their automobiles. In the worst cases, these families join the ranks of the homeless households described above.

Housing and Transportation Costs

Faced with high housing costs in the communities where they work, many families live in communities with relatively affordable housing, but located far from major employment centers. This spatial mismatch between employment and housing creates long commutes with significant associated costs. Not only do long commutes cause stress and take away from family time, but the costs of car maintenance and fuel can cancel out the housing cost savings that served as the genesis for

⁶ In the ALICE Report, the United Way of Florida assumes that each adult works 40 hours per week, 50 weeks per year.

household location in the first place. Many of Florida's metro areas are sprawling and heavily car-dependent, minimizing the opportunities for workers to save money by using public transit.

To capture the tradeoff between housing and transportation costs that many families face, the Center for Neighborhood Technology (CNT) calculates a "Housing + Transportation Affordability Index" for communities across the nation. Just as 30% is the maximum share of income that a family can affordably devote to housing, CNT has determined that 45% is the maximum affordable share of household income that can be spent on combined housing and transportation costs.

As Figure 4 shows, transportation costs magnify the already high burden of housing costs for low-income households in Florida's

metro areas^d. For the "average" low-income household, housing costs range from 35% in the Pensacola metro to 48% in the Miami metro. However, when transportation costs are taken into account, the difference in cost burden between the Pensacola and Miami metro areas is smaller. The average low-income household in the Pensacola metro pays 63% of its income for housing and transportation, while the average low-income household in the Miami metro pays 74%.

In fact, when transportation costs are taken into account, the cost of living in some Florida communities rivals that of notoriously expensive cities like New York and San Francisco. According to a 2012 CNT report on combined housing and transportation costs in major metro areas, Miami and Tampa ranked first and third, respectively, for the nation's most expensive metros²⁸.

^d These percentages, unlike Census data, are not based on a "universe" of actual households, but are the result of a mathematical modeling exercise using a hypothetical "average" household at 80% AMI (not at or below 80% AMI). For convenience, the term "average low-income household" is used in the text. The model uses actual regional data on incomes, household composition, workers, housing and transportation costs, and other variables to construct profiles of "average" households and determine their average housing and transportation costs.

Table 3. Florida's Most Common Occupations with a Median Hourly Wage Under \$13.47.

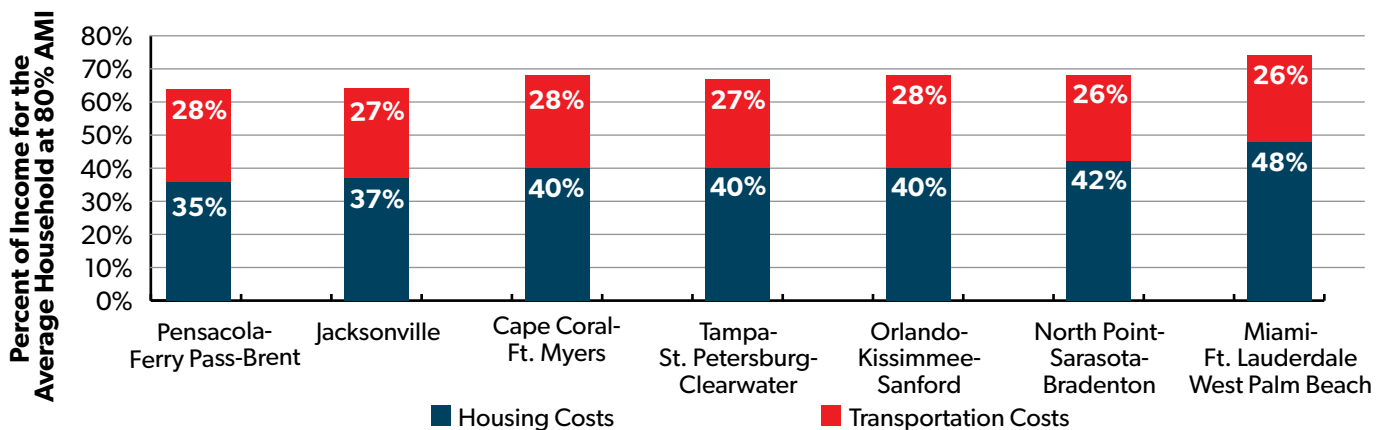
(Source: Florida Department of Economic Opportunity 2017²⁶.)

Occupation	Employees	Median Wage	Entry Wage
Retail Salespersons	339,070	\$10.36	\$8.90
Cashiers	240,010	\$9.31	\$8.88
Combined Food Prep/Serving Workers	228,350	\$9.47	\$9.14
Waiters and Waitresses	217,790	\$10.03	\$9.13
Office Clerks, General	163,290	\$13.40	\$9.78
Stock Clerks and Order Fillers	135,660	\$11.59	\$9.58
Laborers and Freight/Stock/Material Movers*	126,850	\$11.92	\$9.58
Janitors and Cleaners**	121,760	\$10.60	\$9.15
Restaurant Cooks	101,520	\$12.55	\$10.20
Nursing Assistants	90,890	\$12.14	\$10.59
Total All Occupations	8,222,030	\$16.15	\$10.03

*Except Technical & Scientific Products. **Except Maids & Housekeepers

Figure 4. Housing and Transportation Costs for the Average Low-Income Household.

(Source: Center for Neighborhood Technology [CNT] H+T Affordability Index²⁷.)



SECTION THREE:

Challenges for Renters

About three-quarters of Florida’s low-income renter households are cost burdened, and 45% of low-income renters are severely cost burdened²⁹. As Section 2 demonstrated, severe cost burden is especially widespread among very low-income renter households (those with incomes $\leq 50\%$ AMI). Moreover, the share of renters between 30% and 80% AMI that are severely cost burdened has increased slightly since 2005 (see Table 1).

Section 2 discussed the key impact of low wages on rates of housing cost burden among low-and moderate-income Floridians, as well as the tradeoffs between housing and transportation costs.

This section dives into further detail about specific factors that drive high housing cost burdens among low-income renters.

Mismatch Between Rents and Wages

As Table 3 shows, jobs with low wages and low to medium skill levels are prevalent in Florida. To determine the wages needed to afford rental housing in different regions, the National Low Income Housing Coalition (NLIHC)

calculates a “housing wage”—the minimum hourly wage^e needed to afford housing at Fair Market Rent (FMR). A metro area’s FMR, calculated annually by HUD, is usually equal to the 40th percentile of combined rent and utility costs for all units with a given number of bedrooms — somewhat less expensive than a median-priced unit.

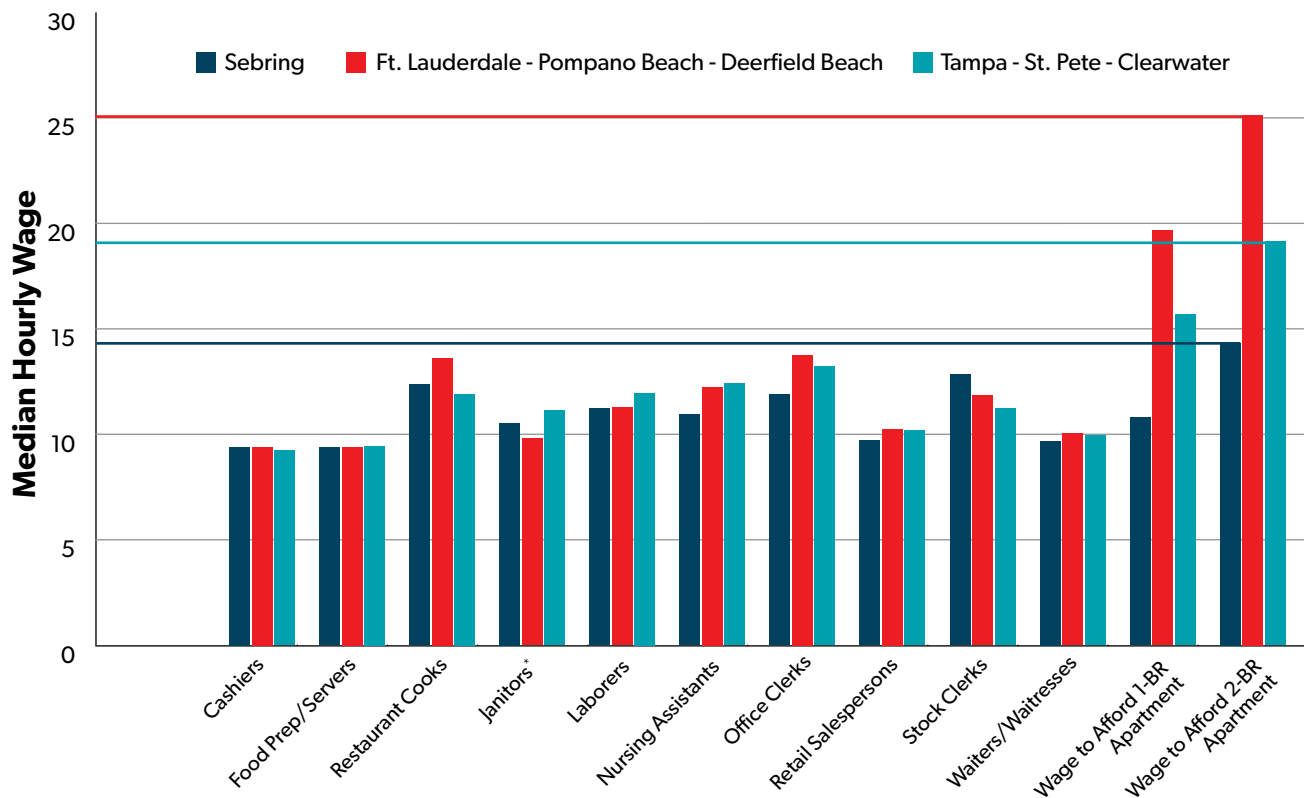
Figure 5 compares median wages for common occupations^f to the “housing wage” for the 1-bedroom and 2-bedroom FMRs in the Sebring and Tampa-St. Petersburg-Clearwater metropolitan areas and the Ft. Lauderdale-Pompano Beach-Deerfield Beach

^e NLIHC assumes a renter earning the “housing wage” works 40 hours per week, 52 weeks per year.

^f The occupations shown in Figure 5 collectively account for 24% all jobs in the Sebring metro and 21% of all jobs in the both the Tamp-St. Petersburg-Clearwater Metro area, and the Ft. Lauderdale-Pompano Beach-Deerfield Beach metropolitan division.

Figure 5. Comparison of Median Wages for Common Occupations and Fair Market Rents.

(Source: DEO 2017, National Low Income Housing Coalition [NLIHC] 2017a³¹.)



*Except Maids and Housekeepers

metropolitan division. For cashiers, office clerks, janitors, and other low-wage workers that support the economy and quality of life in these regions, paying for rental housing can be a struggle. In the largely rural Sebring metro area, a renter needs a wage of only \$10.79 per hour to afford a 1-bedroom unit at FMR. Nonetheless, only 2 of the 10 occupations shown have a median wage higher than \$10.79 in this metro area, while a 2-bedroom unit at FMR is out of reach for all the occupations shown.

The mismatch between rents and wages is even more pronounced in the Tampa Bay and Ft. Lauderdale areas, where none of the occupations shown can afford a 1-bedroom unit at FMR, let alone a 2-bedroom unit. Notably, median wages have much less variation than housing costs for the geographic areas shown. For some occupations, such as janitors, wages are actually lower in areas with higher housing costs. Many employers compete in national markets, so they have a limited ability to pay higher wages in regions with higher housing costs³⁰.


NLIHC uses the 30%-of-income standard of affordability to determine whether rents are “out of reach,” and many low-income renters pool housing costs with spouses or roommates. So some renters in the occupations shown are not experiencing serious hardships. For instance, in the Ft. Lauderdale area, an office clerk and a restaurant cook together could afford a 1-bedroom unit at FMR without their housing costs exceeding 30% of their combined income.

However, this line of reasoning overlooks the complexity and unpredictability in renters’ lives. Spouses and roommates may lose their jobs, or may miss work due to illness, child care emergencies, or car break-downs. Moreover, many renter households consist of single mothers and their children. Single mothers in many low-wage jobs struggle to afford even a one-bedroom apartment at FMR and, as Section 1 discussed, crowded living conditions can be harmful for children. Another alternative for low-income renters would be to rent units below FMR, but some of these units may be substandard or located in unsafe neighborhoods.


Affordable and Available Rental Units **FOR EVERY 100 LOW-INCOME RENTER HOUSEHOLDS** at Different Income Brackets.



22
FOR HOUSEHOLDS
≤**30%**
of Area Median
Income



35
FOR HOUSEHOLDS
≤**50%**
of Area Median
Income



77
FOR HOUSEHOLDS
≤**80%**
of Area Median
Income



Shortage of Affordable and Available Rental Units

Florida's communities do have rental units, both subsidized and unsubsidized, that are affordable to low-income households. However, there are not enough of these units to go around, especially in higher-priced metro areas. Not only is the overall supply of affordable rentals limited, but some of these rentals are already occupied by higher-income households. In other words, low-income renters find themselves in a game of musical chairs for a limited number of affordable units.

This shortage of affordable and available units is illustrated in the infographic (Page 11). For low-income households overall, only 77 rental units are affordable and available for every renter household. The shortage is most acute for extremely low-income households ($\leq 30\%$ AMI), with only 22 affordable and available units for every 100 ELI renter households³².

Loss of Affordable Rental Housing

The limited supply of affordable rental housing for low-income families is continually shrinking. Owners of rental units subsidized by federal, state, and/or local funding must keep rents affordable for tenants in certain income brackets for a set period of time, usually 15 to 50 years depending on the housing subsidy used to finance the units. The units may be lost from the affordable housing stock if the affordability period expires, the owner prepays the mortgage to end the affordability period early, the property is foreclosed, or (in extremely rare cases) the subsidy is removed due to poor property management.

Between 1993 and 2016, Florida lost over 59,000 units of privately owned, subsidized rental units from the affordable housing stock³³. The Shimberg Center for Housing Studies has estimated that over 35,000 units are at risk of being lost by 2030, based on the age of the developments, the sources of their subsidies, and the dates when the subsidies will expire. These units represent about 14% of Florida's private, subsidized affordable housing stock³⁴.

Tightened Rental Market

At the national level, the rental market recovered faster than the homeowner's market. After peaking in 2009, rental vacancies have declined to levels not seen since

the early 2000s. The nominal value of contract rents (excluding utilities), as measured by the Consumer Price Index, began to rise in 2010 and outpaced inflation by 2012. This tightening of the national rental market has been attributed to former homeowners entering the rental market after foreclosures, as well as to young families delaying first-time homeownership^{35,36}.

Rental trends seen at the national level are reflected in Florida. In Florida, the real value of median gross rent declined during the recession, but surpassed its pre-Recession peak value in 2016. Moreover, median gross rent has consistently been higher than the rent that is affordable at Florida's median renter income. The gap between median rents and what the average renter could afford to pay was \$170 in 2016—narrower than the \$209 gap in 2011, but wider than the gap of only \$83 in 2005 (Figure 6). Meanwhile, the state's overall rental vacancy rate has dropped from a peak of 13.2% in 2009 to 8.3% in 2016, closer to its 2005 level³⁷.

In many Florida communities, buying a home offers a lower monthly payment than renting, and offers better wealth creation opportunities if the buyer stays in the home for at least two years. However, high rents make it difficult for low-income households to save up for a down payment^{38,39,40}. Other challenges and opportunities for low-income homebuyers will be discussed in the next section.

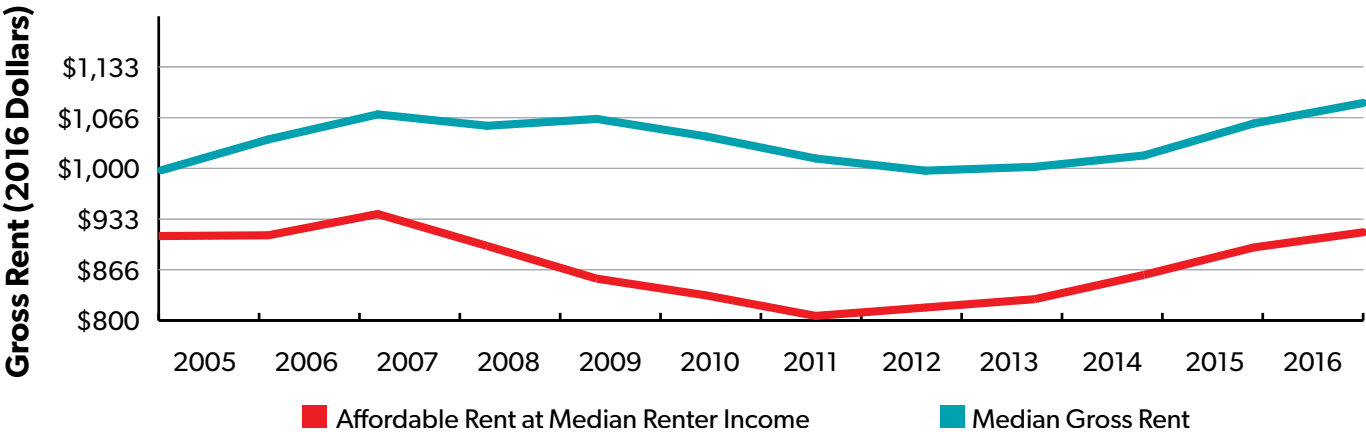
FLORIDA IS
LOSING STOCK

Between 1993 and 2016,
**Florida lost over
59,000 units**
of affordable housing stock.

It's estimated that
**over 35,000
units are at-risk**
of being lost by 2030.

The gap between median rents
and what the average renter
could afford was
\$170 in 2016.

Figure 6. Comparison of Median Gross Rent with Affordable Rent at Median Renter Income in Florida.
(Source: Shimberg Center 2016a.)



SECTION FOUR:

Challenges for Homebuyers

Home sale prices vary widely across Florida. One key indicator of home affordability is the National Association of Home Builders' "Housing Opportunity Index" (HOI), which equates to the percentage of homes for sale in a community that are affordable for a median-income family, assuming a 10% down payment and standard underwriting criteria. In a HOI analysis of 233 metro areas nationwide in the 3rd quarter of 2017, Florida metros ranged from 31st most affordable (Panama City) to 213th least affordable (Miami)⁴¹. However, to paint a fuller picture of home affordability, we need to consider the supply of homes for sale that are affordable to low-income households. One must also bear in mind that lower-cost homes for sale may be further from employment centers, necessitating higher transportation costs as discussed in Section 2.

Florida's homeownership rate has declined steadily from a peak of 71% in 2007 to 64% in 2016⁴². Families losing their homes to foreclosure account for some of this decrease, but the factors discussed below prevent many low-and moderate-income families from buying their first homes.

Housing Costs Exceed Wages for Many Occupations

Even in metro areas with relatively low home sale prices, homeownership can be out of reach for many workers that provide essential services, including paramedics, firefighters, and

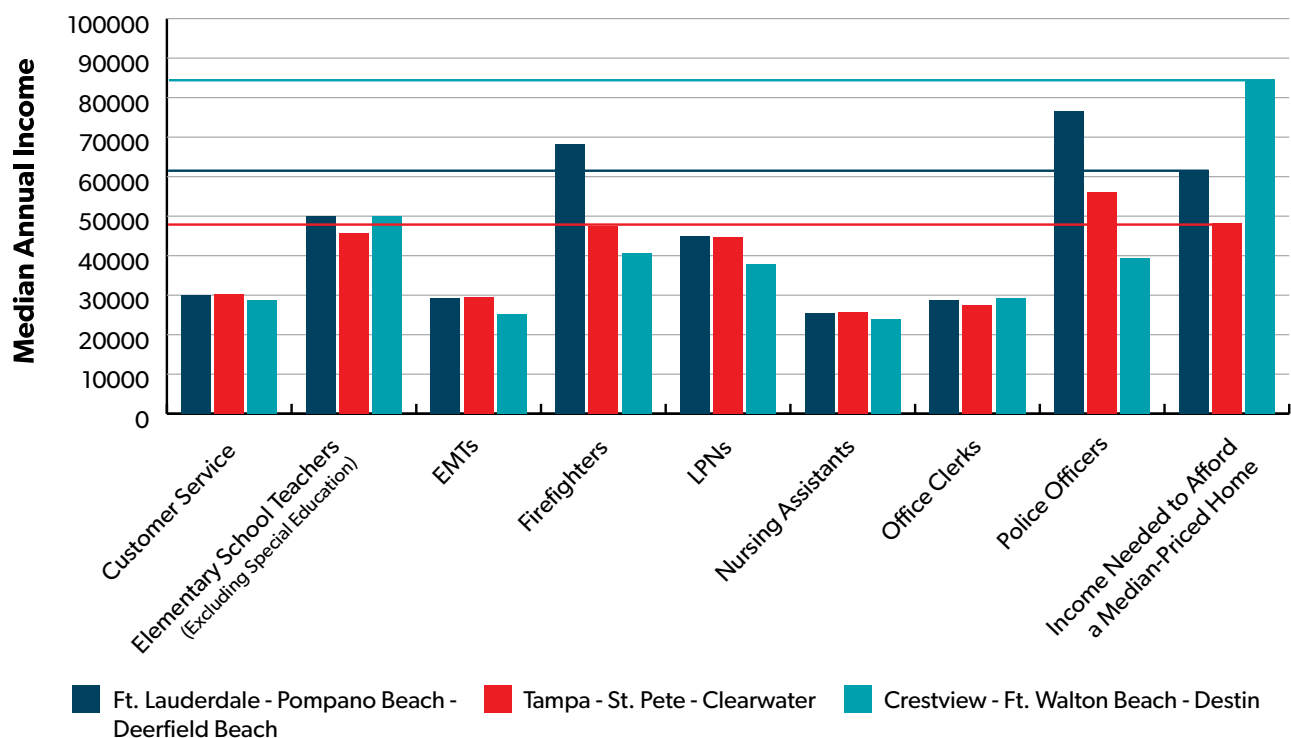
nurses. For Figure 7, we calculated the minimum annual income needed to afford a median-priced home in the Lakeland and Orlando metro areas and the Miami metropolitan division⁶.

According to HOI data from the National Association of Home Builders, the Crestview-Ft. Walton Beach-Destin metro was Florida's 2nd least affordable market for homebuyers in the 3rd quarter of 2017, and the 197th least affordable market in the nation. Of the eight featured occupations, none have a median income over \$87,600, the minimum needed to buy a home at

⁹ The assumptions for calculating "housing wages" for median-priced homes were as follows: 1) 30-year fixed rate mortgage at 4.5% interest, 2) FHA-insured with a 3.5% down payment, 3) Front-end ratio of 31%, back-end ratio of 41%, 4) All other household debt service is 18% of annual income, 5) Assessed value is 85% of the purchase price, 6) Homestead exemption is \$50,000, 7) Mill levy is \$18.84, and 8) Property insurance is 1% of the purchase price annually. Additionally, we assume that the homebuyer works 40 hours per week, 52 weeks per year.

Figure 7. Median Income of Selected Occupations Compared to the Income Needed to Afford a Median-Priced Home (2017 Q3).

(Source: DEO 2017, National Association of Home Builders 2017.)



this metro area's median price of \$324,000. In the Tampa-St. Petersburg-Clearwater metro, only one of the occupations shown has an income high enough to purchase a home at the median price of \$190,000.

Notably, essential service workers do not always earn higher wages in markets with higher housing costs. For example, EMTs, firefighters and police officers earn the least in the Crestview-Ft. Walton Beach-Destin metro area, the most expensive of the three in Figure 7.

Many homebuyer households have two breadwinners who pool their incomes to make mortgage payments. However, homeowners are subject to the same income fluctuations as renters, which may result from job loss, illness, and other factors. For each of the three markets shown in Figure 7, almost all (or all) occupations have a median income that falls far short of the income needed to buy a median-priced home, leaving these workers vulnerable to foreclosure if they or another breadwinner loses income. For example, if an elementary school teacher and a spouse with a similar income bought a median-priced home

in the Crestview-Ft. Walton Beach-Destin metro, they would be over \$30,000 short of the annual income needed to afford the home if one spouse lost their job.

Tight Markets for Low-Income Buyers

Florida's home market is steadily improving, with a decline in foreclosure filings⁴³ and an increase in home sale prices. However, the inventory of new homes for sale has diminished as the supply of distressed properties for sale is exhausted⁴⁴. The tight supply has contributed to worsening affordability in most of Florida's home sale markets⁴⁵.

A closely related concern is the prevalence of homes sold to investors, second home buyers, and other non-owner-occupants. The Shimberg Center for Housing Studies estimates the number of homes sold to owner-occupants versus investors and second home buyers by determining which homes sold receive a homestead exemption within one year of sale. Those that receive homestead exemptions are presumed to be owner-occupied, while those without homestead exemptions are presumed to be used for other

HOME OWNERSHIP IS OUT OF REACH for Many Floridians Who Provide Essential Services



MEDIAN SALARIES DON'T MATCH MEDIAN HOME PRICES

Even in metro areas with relatively low home sale prices, homeownership can be out of reach for many workers that provide essential services, including EMTs, firefighters, and police officers.

purposes. For homes sold in 2016, the median price for those that received a homestead exemption within one year of sale was about \$225,000, compared to only just over \$188,000 for homes that did not receive a homestead exemption. Moreover, homes sold to non-owner-occupants accounted for 48% of all homes sold in 2016. In other words, non-owner-occupants significantly slashed the supply of homes for sale and disproportionately removed lower-cost homes from the market. (Of course, some of these lower-cost homes may have had substantial repair needs.)

Figure 8 shows how the prevalence of home sales to non-owner-occupants constrained the supply for low-income potential homebuyers in 2016.

About 107,000 homes were sold below the median price to owner-occupants in 2016 — potentially within reach of low-income and first-time homebuyers. However, these sales were dwarfed by the number of moderately low-income (>50% to 80% AMI) renter households in 2016. For every owner-occupied home sold below the median sale price, there were 1.6 non-cost-burdened, moderately low-income renters—the moderately low-income renters most likely to be able to save for a down payment. When all moderately low-income renters are considered, the shortage of homes for sale is even more acute—about six low-income potential homebuyers for every home sold below the median price to an owner-occupant.

Figure 8 also shows that an increase in the share of home sales

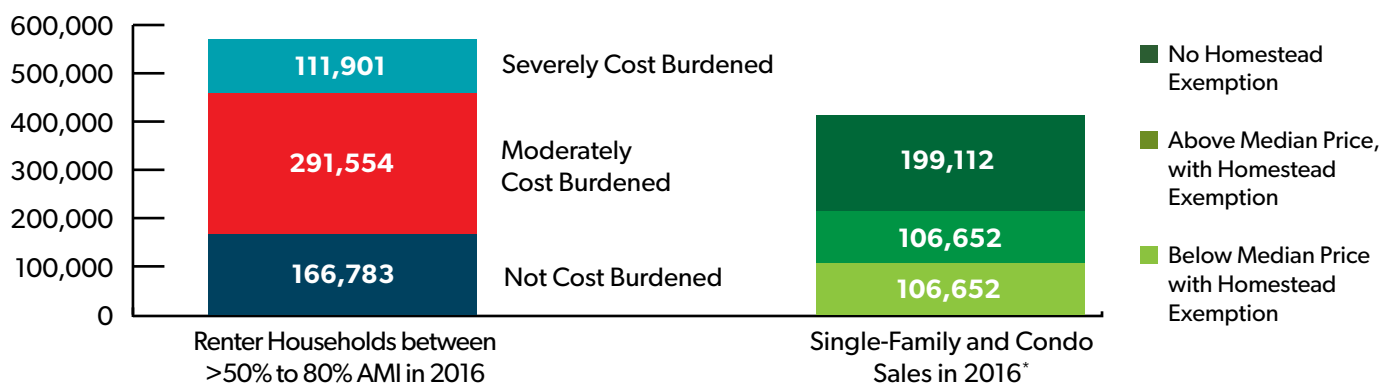
to owner-occupants would probably not be enough to expand homeownership opportunities to all low-income potential homebuyers. If all homes sold in 2016 had been purchased by owner-occupants, there would have been enough homes sold below the median price to potentially accommodate all non-cost-burdened, moderately low-income renter households^h. However, there would not have been enough homes for sale to provide a housing alternative to all the cost burdened renters in this income bracket.

In addition to home prices and supply, an important consideration for low-income homebuyers is the availability of mortgage credit. In 2014, there was widespread concern that lenders and federal regulators had overcorrected to the excesses of the housing bubble by enacting lending standards too stringent for homebuyers with low incomes and less-than-stellar credit. By the end of 2015, several steps taken by the federal government to expand mortgage credit had shown some success^{46,47,48}. However, mortgage interest rates crept upward in 2016⁴⁹, was mixed in 2017⁵⁰, and yet are anticipated to increase further in 2018 making homeownership less affordable for low- and moderate-income homebuyers⁵¹.

The barriers to affordable homeownership highlight the need for financial tools for low-income homebuyers—including down payment assistance and subsidies to lower the purchase price—as well as an increase in the affordable rental supply. The next section describes the keystone role of Florida's Sadowski housing trust funds in expanding the supply of affordable rental and ownership housing.

^h Assuming all homes sold below the median price were affordable to these households, there would have been about 190,000 homes available.

Figure 8. Numbers of Low-Income Potential Homebuyers and Home Sales in 2016.
(Source:Shimberg Center 2017.)



*Home sales are classified by whether or not they received a homestead exemption within one year of sale.

SECTION FIVE:

The Sadowski Housing Trust Funds:**A Proven Track Record of Producing and Preserving Affordable Housing**

As this report has demonstrated, hundreds of thousands of low-income Floridians struggle with high housing costs. Many factors affect the supply of affordable housing, including low wages for common occupations, high market prices for homes and apartments in decent condition, and limited federal funding for housing programs⁵². Moreover, the situation is worsening for low-income renters, as the gap grows between median rents and what renters can afford to pay. Meanwhile, many low- and moderate-income potential homebuyers, including essential service workers, are forced out of the homebuyer market by high sale prices relative to wages, competition from investors and vacation home buyers, and limited inventory.

It is very challenging for Florida's policymakers and community advocates to directly influence these factors in the near term, but we do have control over a simple and powerful tool at the state level: The Sadowski State and Local Housing Trust Funds. These dedicated funds allow thousands of low- and moderate-income families to rent, buy, and renovate affordable homes each year, while leveraging substantial public and private funds and boosting Florida's economy.

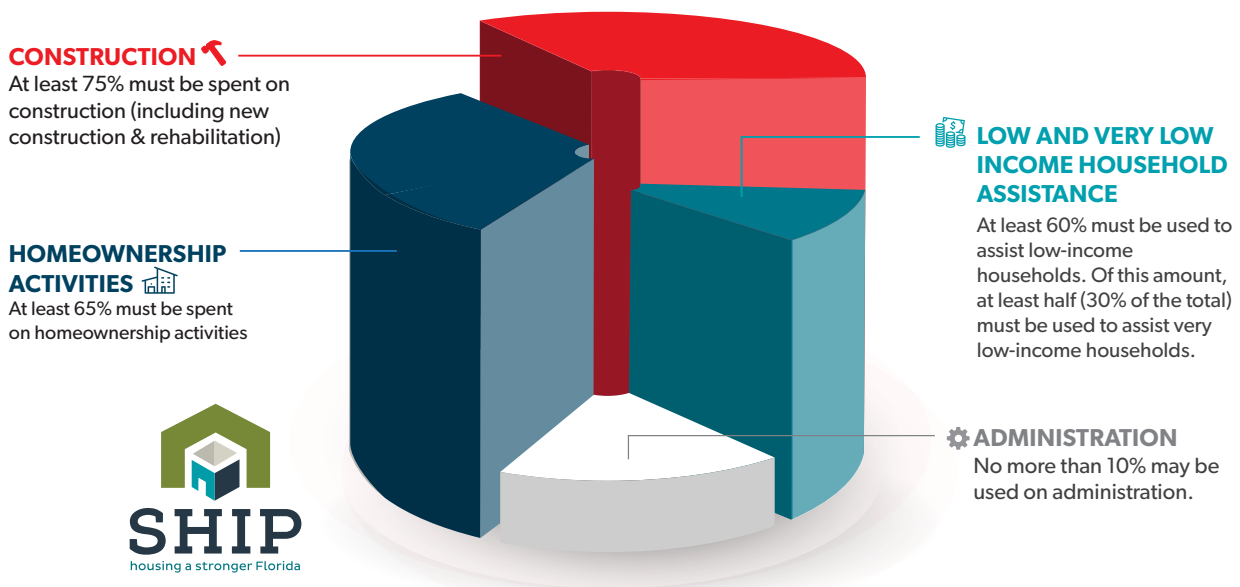
Sadowski History and Major Programs

Twenty-five years ago, a diverse coalition of Florida's affordable housing advocates, business and industry groups, and faith-based organizations recognized the need for a dedicated state revenue source for affordable housing. In 1992, the state legislature passed the William E. Sadowski Affordable Housing Act, which raised the state documentary stamp tax on deeds by ten cents per \$100 of the

property's valueⁱ. The Sadowski Act directed the new funds to two trust funds, one for local governments and one for the state.

The **Local Housing Trust Fund** supports the State Housing Initiatives Partnership (SHIP) program, which primarily funds the production and preservation of affordable ownership housing for low- and moderate-income households. The Florida Housing Finance Corporation (Florida Housing) uses a population-based formula to distribute SHIP funds to all 67 counties and to cities that receive Community Development Block Grant (CDBG) funds. SHIP is most commonly used to support home construction, rehabilitation to make homes safe and/or handicapped accessible, and assistance with down payments and closing costs. It requires a high degree of accountability, but also gives local government flexibility to meet local needs, as long as the statutory requirements are met. These requirements, found in

ⁱ In 1995, the State Legislature shifted another ten cents of documentary stamp tax revenue from general revenue to the Sadowski trust funds.

Each SHIP Dollar is Required to Meet the Following Criteria:

Florida Statute 420, include:

- At least 65% must be spent on homeownership activities.
- At least 75% must be spent on construction (including new construction and rehabilitation.)
- At least 30% must be used to assist very low-income households
- At least 60% must be used to assist low-income households.
- No more than 10% may be used on administration

Rental housing activities are limited to 25% of a community's annual SHIP allocation. Several SHIP communities use a portion of their rental funds to support eviction prevention programs and Rapid Re-Housing for homeless families, helping them pay security and utility deposits. Additionally, in the 2016-2017 legislative session, the SHIP statute was amended to allow SHIP communities to provide up to 12 months of rental assistance to very low-income households that are homeless or have a member with special needs.

The **State Housing Trust Fund** supports several activities, including administration of the Sadowski funds by Florida Housing. The main Sadowski-funded state program is the State Apartment Incentive Loan (SAIL) program. SAIL provides funding on a competitive basis for the construction and rehabilitation of affordable multifamily rental housing. SAIL usually serves as “gap financing” for developments with other funding sources, such as the Low Income Housing Tax Credit^j.

Impact of Sadowski Trust Funds

In Fiscal Year 2018-19, a projected \$314.08 million in documentary stamp tax revenues will be available for appropriation to the Sadowski trust funds. This funding level is over 10 times the amount of annual funding (\$25 million) that Florida is projected to receive in future years from the National Housing Trust Fund (NHTF)⁵³, and well over the \$7.65 million received from the NHTF in 2017⁵⁴. If State Legislature appropriates the full amount to the Sadowski trust funds, the economic impact will be considerable, as shown in Table 4. Every Sadowski dollar will leverage more than \$4 from other public and private sources. When the direct, indirect, and induced impacts of Sadowski-funded developments are taken into account, the total economic impact will be close to \$4.1 billion. Additionally, these developments will create approximately 31,000 jobs and generate nearly \$1.42 billion in labor income.

In addition, Sadowski funds give low- and moderate-income families a hand up that can be extended to their children and grandchildren. For example, the SHIP allocations from fiscal years 2006-07 to 2013-14 had a profound impact on Florida communities, even though the program's funding was swept into general revenue by the State Legislature for much of that period. A total of 38,799 households were assisted, of which:

- 621 were homeless households
- 1,449 households had a member with developmental disabilities
- 9,704 were households headed by an elderly person (age 62 and up)⁵⁵

^j The Low Income Housing Tax Credit, or LITHC, is an item of the Internal Revenue Code. The U.S. Treasury Department issues tax credits to states, which in turn award them to affordable housing developers. The developers sell them to equity investors to raise money for development of affordable rental housing.

Table 4. Estimated Economic Impacts of Fully Funding Sadowski Housing Trust Funds in Fiscal Year 2018-19.

(Source: Sadowski Coalition 2017.) *Numbers may not add up exactly due to rounding.

Type of Impact	SHIP	SAIL	Total*
Projected Trust Fund Revenue in FY 18/19 (\$ million)	\$216.42	\$97.84	\$314.08
Total economic activity generated (\$ million)	\$2,899.23	\$1,161.67	\$4,060.90
Total jobs created	20,909	10,029	30,938
Total labor income generated (\$ million)	\$930.25	\$488.32	\$1,418.57

From fiscal years 2009-10 to 2012-13, when SHIP communities were feeling the worst effects of the Local Housing Trust Fund being swept, an average of 1,812 units were assisted per year⁵⁶. (Much of this activity was made possible by SHIP funds carried over from previous years and by program income.) However, when Local Housing Trust Fund monies are fully appropriated for housing and available to SHIP communities, 8,000 to 10,000 units can be assisted each year^{57,58}. Clearly, full SHIP funding would allow local communities to significantly scale up their efforts to provide housing for key populations, including those who are homeless or have developmental disabilities.

SAIL has also been a lifeline for many low-income individuals and families. In 2016, SAIL funds created or preserved over 3,000 units of affordable housing⁵⁹. SAIL's full potential impact has yet to be felt because, like the Local Housing Trust Fund, the State Housing Trust Fund had most of its funds swept into general revenue between the 2008-09 and 2013-14 fiscal years. At a time when thousands of privately owned, subsidized rentals are being lost from the affordable housing stock each year, SAIL is an engine for constructing and rehabilitating housing for elders, people experiencing homelessness, and other vulnerable populations.

In short, if Florida fully appropriates the State and Local Housing Trust Fund monies for housing, the state's investment will have huge payoffs. Thousands of low- and moderate-income Floridians will move into affordable homes or renovate existing homes, which they will use as a platform to improve their lives. At the same time, the affordable housing development leveraged by Sadowski programs will generate tens of thousands of jobs and billions of dollars of economic output and labor income annually. The Sadowski housing programs are truly a win-win.





HOW ARE FLORIDA'S SADOWSKI HOUSING PROGRAMS FUNDED?

The doc stamp tax on all real estate transactions was increased in 1992. The additional money generated is dedicated to the state and local housing trust funds. 70% is directed to local governments (all 67 counties) and Florida's entitlement cities to fund the SHIP program. 30% is used by the Florida Housing Finance Corporation for programs such as SAIL.

\$314,060,000*

IS AVAILABLE FOR APPROPRIATION FROM THE SADOWSKI HOUSING TRUST FUNDS IN FY 2018-2019

THE FLORIDA LEGISLATURE CAN CREATE NEARLY 31,000 JOBS AND CLOSE TO \$4.1 BILLION IN POSITIVE ECONOMIC IMPACT FOR FLORIDA IF IT APPROPRIATES THE HOUSING TRUST FUND MONIES FOR HOUSING.

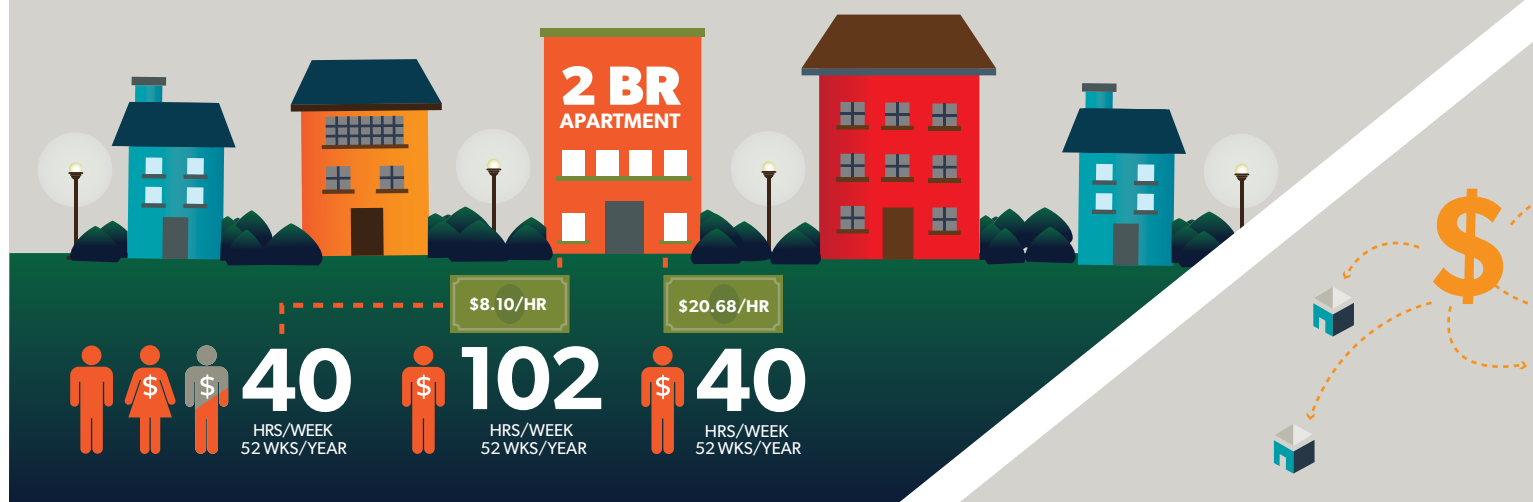
*Based upon documentary stamp projection plus projected balance in housing trust funds as of December 31, 2017.

The State Housing Initiatives Partnership Program (SHIP) is a nationally-acclaimed model for effectively and efficiently meeting housing needs at the community level. SHIP provides sustainable homeownership for Florida's workforce, helps prevent homelessness, and provides emergency repairs and disaster recovery for Florida's most vulnerable residents, including the frail elderly, persons with disabilities and veterans.

The State Apartment Incentive Loan Program (SAIL) produces apartments for Florida's workforce, rehabilitates existing apartments in dire need of repair, as well as apartments that house Florida's most vulnerable populations, including the frail elderly and persons with disabilities who might otherwise need to live in an institutional setting.

Using Florida's housing funds solely for housing creates a positive economic impact for Florida by fueling economic development, creating jobs, investing in our local communities, and contributing to the well-being of Florida's families, veterans, elderly, persons with disabilities, persons experiencing homelessness and deserving Floridians in need across the state. For more information, visit SadowskiCoalition.com.

In Florida, the Fair Market Rent (FMR) for a 2-bedroom apartment is \$1,075. In order to afford this, a household must earn at least \$43,014 annually (\$20.68/hour). For that same 2-bedroom apartment, a minimum wage Floridian earning \$8.10/hour must work 102 hours/week year round or the household must include 2.6 minimum wage earners working year round.



CREATES 30,938 JOBS

From construction workers to retailers, an investment in housing creates jobs for Floridians. Housing dollars will put Florida's housing industry to work repairing homes and improving the real estate market. SHIP funds can be used for rehabilitation/renovation of existing empty housing stock to ready it for families to move in.



CREATES
JOBS

UPLIFTS
FLORIDIANS

INVESTS
LOCALLY

FUELS
ECONOMIC
DEVELOPMENT

GENERATES
RESULTS

GENERATES RESULTS

The Florida Legislature can create nearly 31,000 jobs and close to \$4.1 billion in positive economic impact for Florida if it appropriates the housing trust fund monies for housing.

SHIP and SAIL have proven track records for performance, transparency, and accountability. Floridians need affordable housing. Using the housing trust fund monies solely for housing is the right thing to do- for Floridian's in need; for the benefit of all Florida taxpayers; and for the growth of Florida's economy.

INVESTS LOCALLY

SHIP has been successfully operating statewide, from large urban areas to small rural communities for more than 20 years.

SHIP program flexibility allows local housing programs to meet their community's individual needs and revise strategies in accordance with changes in the local market, provided they continue to meet statutory criteria.

FUELS ECONOMIC DEVELOPMENT

The appropriation would result in a positive economic impact of \$4.1 billion.

\$4.1 BILLION

Conclusion

Affordable Housing Is Essential for Floridians:

Having a healthy, affordable place to call home is the foundation of our lives and the basis of strong local economies. Affordable housing allows low- and moderate-income working families to live near their places of employment, and enables our elderly and disabled family members on fixed incomes to be integrated in their communities.

- Affordable housing construction and rehabilitation stimulates local economies by creating jobs and generating business for contractors and suppliers.
- Affordable housing improves a family's physical and mental health, and helps children excel in school.
- For the elderly and people with disabilities, affordable community-based housing is one-third of the cost of institutional care.
- For people who are chronically homeless, affordable housing breaks the costly cycle through hospitals, jails, and other taxpayer-funded crisis systems.

We Don't Have Enough Affordable Housing in Florida:

- Close to 1.94 million low-income Florida households are paying more than 30% of their incomes for housing, the maximum amount considered affordable by experts.
- Of these nearly 1.94 million low-income "cost burdened" households, over 608,000 households are headed by seniors, and over 600,000 households have a member with disabilities.
- Over 912,000 very low-income Floridians are severely cost burdened, meaning that they pay more than 50% of their incomes for housing.
- Florida's "Point-in-Time" homeless population has experienced a 33% net decrease since 2007. However, the number of K-12 students who experience homelessness or housing instability showed a 76% net increase from the 2008-09 to 2014-15 academic years. Continued progress on reducing homelessness depends on a steady supply of affordable rental housing.
- "Drive till you qualify" is not a solution to high housing costs, since transportation costs largely consume the housing cost savings. For the average low-income household in one of Florida's major metro areas, combined housing and transportation costs can easily consume over 70% of income.

There is a Large and Growing Gap Between Income and Housing Costs:

- For a young family of four to meet its basic needs, the parents must earn a combined wage of \$26.93 per hour, or about \$13.46 per parent. Unfortunately, 37% of Florida's jobs are in occupations with median wages below \$13.46 per hour.
- Rents are out of reach for low-income workers in many Florida communities. For example, an office clerk cannot afford a moderately priced one-bedroom apartment in the Ft. Lauderdale or Tampa Bay areas, or even in the Sebring area.
- Florida has only 22 affordable and available rental units for every 100 extremely low-income renters (those with incomes at or below 30% of the area median).
- Over 35,000 units are at risk of being permanently lost from the privately owned affordable housing stock by 2030.
- The median renter income in Florida is too low to afford median rents, and the gap between rents and renter incomes is wider now than it was at the height of the housing boom.
- Median-priced homes in Florida are out of reach for many workers with medium- and high-skilled jobs. For example, firefighters in the Lakeland metro area cannot afford to buy a median-priced home.
- Florida has a shortage of moderately priced homes available for low-income homebuyers, partly due to competition from investors and second-home buyers. In 2016, there were about six low-income potential homebuyers for every home sold to an owner-occupant at or below the median sale price.

The Good News

Although the affordable housing need in Florida is daunting, our state has a nationally acclaimed program based on a dedicated revenue source with a proven track record for performance, transparency, and accountability: The State and Local Housing Trust Funds created by the William E. Sadowski Affordable Housing Act. The largest State Housing Trust Fund program is the State Apartment Incentive Loan (SAIL) program, while the Local Housing Trust Fund supports State Housing Initiatives Partnership (SHIP) programs in every county and all of Florida's larger cities.

The Sadowski programs are a powerful engine of economic development in Florida. If the State Legislature appropriates all

State and Local Housing Trust Fund monies for housing in 2018, the resulting affordable housing development will generate:

- Nearly \$4.1 billion in economic output
- Nearly 31,000 jobs
- Nearly \$1.42 billion in labor income

In addition to boosting the state's economy, SHIP and SAIL have helped hundreds of thousands of low-and moderate-income families move into affordable homes or renovate their current homes since 1992. SHIP and SAIL are Florida's most important home-grown tools for providing housing for our most vulnerable populations, including:

- Elderly households
- People with developmental disabilities
- Homeless individuals and families

Affordable housing saves taxpayer dollars and improves the quality of life for these vulnerable populations.

We cannot end Florida's affordable housing shortage overnight, and it is difficult for us to control factors such as the wages for common occupations and funding cuts to federal housing programs. However, the Sadowski Housing Trust Funds are a homegrown, highly successful affordable housing program, and they are fully within our control. With strong public-private partnerships leveraged by consistent state funding, we can help thousands of families move into decent, safe, affordable housing every year, boosting our state and local economies in the process. Fully appropriating Sadowski Housing Trust Fund monies for housing is one of the best policy decisions we can make at this critical moment, when Florida's families and the overall economy are still climbing toward recovery from the Great Recession.



**HOME MATTERS FOR
FLORIDA'S FAMILIES**



**HOME MATTERS FOR
FLORIDA'S SPECIAL NEEDS
POPULATIONS**



**HOME MATTERS FOR
FLORIDA'S YOUTH AGING OUT
OF FOSTER CARE**



**HOME MATTERS FOR
FLORIDA'S ELDERLY**



**HOME MATTERS FOR
FLORIDA'S ECONOMY**



**HOME MATTERS FOR
FLORIDA'S VETERANS**

Endnotes

- ¹ Wardrip, K., Williams, L., and Hague, S. 2011. The Role of Affordable Housing in Creating Jobs and Stimulating Local Economic Development: A Review of the Literature. Washington, DC: Center for Housing Policy. Via The National Resource Network at: <http://www.nationalresourcenetwork.org/en/Document/306097>. Retrieved 2/2/18.
- ² Sadowski Coalition. 2017. Estimate based on October 2017 revenue projections from the Florida Revenue Estimating Conference, 2015 IMPLAN Sector multipliers, and 2014 affordable housing industry profiles configured by Dr. Julie Harrington (Director, Center for Economic Forecasting and Analysis, Florida State University). An exception is the Total Development Cost multiplier for SAIL, which was adjusted by the Florida Housing Finance Corporation to be configured for an economically viable tax-exempt bond/SAIL structure expected in 2016.
- ³ Golden, T. 2016. Insufficient Affordable Housing Limits Florida's Economic Potential. Lake Mary, FL: Florida Policy Institute. <http://www.fpi.institute/insufficient-affordable-housing-limits-floridas-economic-potential/>. Retrieved 2/2/18.
- ⁴ Wardrip et al. 2011.
- ⁵ Golden 2016.
- ⁶ Houser, A., Fox-Grage, W., and Ujvari, K. 2012. Across the States: Profiles of Long-Term Services and Supports. Washington, D.C.: AARP. https://www.aarp.org/content/dam/aarp/research/public_policy_institute/lrc/2012/across-the-states-2012-full-report-AARP-ppi-lrc.pdf. Retrieved 2/5/18.
- ⁷ Shinn, G.A. 2014. The Cost of Long-Term Homelessness in Central Florida. Orlando, FL: Central Florida Commission on Homelessness. <http://shnny.org/uploads/Florida-Homelessness-Report-2014.pdf>. Retrieved 2/5/18.
- ⁸ Maqbool, N., Vivieros, J., and Ault, M. 2015. The Impacts of Affordable Housing on Health: A Research Summary. Washington, DC: Center for Housing Policy. http://media.wix.com/ugd/19cfbe_d31c27e13a99486e984e2b6fa3002067.pdf. Retrieved 2/2/18.
- ⁹ Ibid.
- ¹⁰ Newman, S.J. 2008. Does Housing Matter for Poor Families? A Critical Summary of Research and Issues Still to be Resolved. *Journal of Policy Analysis and Management* 27 (4): 895-925.
- ¹¹ Maqbool et al. 2015.
- ¹² Newman 2008.
- ¹³ National Health Care for the Homeless Council. 2011. Homelessness & Health: What's the Connection? http://www.nhchc.org/wp-content/uploads/2011/09/Hln_health_factsheet_Jan10.pdf. Retrieved 2/2/18.
- ¹⁴ Brennan, M., Reed, P., and Sturtevant, L.A. 2014. The Impacts of Affordable Housing in Education: A Research Summary. Washington, DC: Center for Housing Policy. http://media.wix.com/ugd/19cfbe_c1919d4c2bdf40929852291a57e5246f.pdf. Retrieved 2/2/18.
- ¹⁵ Children's HealthWatch and Medical-Legal Partnership Boston. 2016. Housing as a Health Care Investment: Affordable Housing Supports Children's Health. <http://childrenshealthwatch.org/wp-content/uploads/Housing-as-a-Health-Care-Investment.pdf>. Retrieved 2/2/18.
- ¹⁶ Newman 2008.
- ¹⁷ Newman, S.J. and Harkness, J. 1999. The Long-Term Effects of Housing Assistance on Self-Sufficiency: Final Report. Washington, DC: U.S. Department of Housing and Urban Development [HUD]. <http://www.huduser.org/portal/Publications/pdf/longterm.pdf>. Retrieved 2/2/17.
- ¹⁸ Shimberg Center for Housing Studies. 2017a. [Custom tabulations of 1-year Public Use Microdata Sample (PUMS) data for 2005 through 2016 from the U.S. Census Bureau] Gainesville, FL: University of Florida. Available on request.
- ¹⁹ Ibid.
- ²⁰ Caregiver Action Network. 2016. Caregiver Statistics. <http://caregiveraction.org/resources/caregiver-statistics>. Retrieved 2/2/18.
- ²¹ Joint Center for Housing Studies of Harvard University [JCHS]. 2017. The State of the Nation's Housing 2017. http://www.jchs.harvard.edu/research/state_nations_housing. Retrieved 2/2/18.
- ²² JCHS. 2017. America's Rental Housing: Evolving Markets and Needs. <http://www.jchs.harvard.edu/americas-rental-housing>. Retrieved 2/2/18.
- ²³ Shimberg Center 2017a.

- ²⁴ Data on student homelessness was obtained from the following sources provided by the National Center for Homeless Education (<http://center.serve.org/nche/>) :
- National data for 2015-2016: <http://profiles.nche.seiservices.com/ConsolidatedStateProfile.aspx>. Retrieved 2/2/18.
 - Florida data for 2008-2009 and 2015-2016: <http://profiles.nche.seiservices.com/StateProfile.aspx?StateID=11>. Retrieved 2/2/18.
- ²⁵ United Way of Florida. 2017. ALICE (Asses Limited, Income Constrained, Employed): Study of Financial Hardship. http://www.uwof.org/sites/uwof.org/files/17UW%20ALICE%20Report_FL%20Update_2.14.17_Lowres.pdf. Retrieved 2/2/18
- ²⁶ Florida Department of Economic Opportunity [DEO]. 2017. [2017 statewide Occupational Employment Statistics and Wages (OES) data] <http://www.floridajobs.org/labor-market-information/data-center/statistical-programs/occupational-employment-statistics-and-wages>. Retrieved 2/2/18.
- ²⁷ Center for Neighborhood Technology [CNT]. 2016. [Housing + Transportation Index data]. <http://htaindex.cnt.org/map/>. Retrieved 1/25/18.
- ²⁸ CNT. 2012. Losing Ground: The Struggle of Moderate-Income Households to Afford the Rising Costs of Housing and Transportation. http://www.cnt.org/sites/default/files/publications/CNT_LosingGround.pdf. Retrieved 2/2/18.
- ²⁹ Shimberg Center 2017a.
- ³⁰ Bandell, B. 2015, June 5. "Companies need affordable workers, but workers need affordable rent." South Florida Business Journal [online article]. <http://www.bizjournals.com/southflorida/print-edition/2015/06/05/the-workforce-needs-affordable-housing.html>. Retrieved 2/2/18.
- ³¹ National Low Income Housing Coalition [NLIHC]. 2017a. [Out of Reach data for Florida.] <http://nlihc.org/oor>. Retrieved 2/2/18.
- ³² NLIHC. 2016b. The Affordable Housing Gap Analysis 2016. http://nlihc.org/sites/default/files/Gap-Report_print.pdf. Retrieved 1/19/18.
- ³³ Shimberg Center for Housing Studies. 2017b. [Lost Properties Inventory data for Florida] <http://flhousingdata.shimberg.ufl.edu/a/lpi>. Retrieved 2/2/18.
- ³⁴ Shimberg Center. 2016c. 2016 Rental Market Study. http://www.shimberg.ufl.edu/publications/Full_RMS_final_rev09_16.pdf. Retrieved 2/2/18.
- ³⁵ JCHS 2015.
- ³⁶ JCHS 2016.
- ³⁷ Shimberg Center 2016a.
- ³⁸ Zillow. 2016, February 4. "Buying beats renting in less than two years, but millennials still have reason to rent." <http://zillow.mediaroom.com/2016-02-04-Buying-Beats-Renting-in-Less-Than-Two-Years-But-Millennials-Still-Have-Reason-to-Rent>. Retrieved 2/2/18.
- ³⁹ Huddleston, C. 2016, July 18. "The cost of renting vs. owning a home in every state." GOBankingRates. <https://www.gobankingrates.com/mortgage-rates/cost-renting-vs-owning-home-state/>. Retrieved 2/2/18.
- ⁴⁰ Borns, P. 2016, July 28. "Should you rent or buy?" Fort Myers News-Press [online article]. <http://www.news-press.com/story/news/2016/07/25/should-you-rent-buy/87378596/>. Retrieved 2/2/18.
- ⁴¹ National Association of Home Builders [NAHB]. 2017. [NAHB/Wells Fargo Housing Opportunity Index (HOI) data for 2017 Q3.] <http://www.nahb.org/en/research/housing-economics/housing-indexes/housing-opportunity-index.aspx>. Retrieved 2/1/18.
- ⁴² Shimberg Center 2016a.
- ⁴³ RealtyTrac. 2017, December. Florida Real Estate Trends & Market Info: Foreclosure Trends. <http://www.realtytrac.com/statsandtrends/foreclosures/fl>. Retrieved 2/2/17.
- ⁴⁴ Hamilton, B. 2016, August 25. "Housing prices rise in Fla." News4jax [online article]. <http://www.news4jax.com/news/morning-show/housing-prices-rise-in-fla>. Retrieved 2/2/18.
- ⁴⁵ RealtyTrac. 2016, September 27. "24 percent of U.S. county housing markets less affordable than their historic norms in Q3 2016." <http://www.realtytrac.com/news/company-news/q3-2016-home-affordability-index/>. Retrieved 2/2/18.
- ⁴⁶ Swanson, B. 2015, November 5. "MBA: Mortgage credit continues to loosen." HousingWire. <http://www.housingwire.com/articles/35544-mba-mortgage-credit-continues-to-loosen>. Retrieved 2/2/18.
- ⁴⁷ Lane, B. 2015, November 2. "Fed survey shows some banks are making it easier to get a mortgage." HousingWire. <http://www.housingwire.com/articles/35508-fed-survey-shows-some-banks-are-making-it-easier-to-get-a-mortgage>. Retrieved 2/2/18.
- ⁴⁸ Florida Realtors®. 2016, November 30. "Lenders say it's easier to get a mortgage." <http://www.floridarealtors.org/NewsAndEvents/article.cfm?id=345642>. Retrieved 12/29/16.

- ⁴⁹ USA Today 2016, December 8. “Mortgage Rates Jump to a New High for 2016” <https://www.usatoday.com/story/money/2016/12/08/mortgages-interest-rates/95138730/>. Retrieved 2/2/18.
- ⁵⁰ USA Today 2017, December 13. How the Fed Interest Rate Hike Could Affect Your Wallet <https://www.usatoday.com/story/money/2017/12/13/how-fed-interest-rate-hike-could-affect-your-wallet/945792001/>. Retrieved 2/2/18.
- ⁵¹ Ramirez, K. 2018, February 1. “Freddie Mac: Mortgage Rates Rise on Expectation of Future Rate Hikes.” HousingWire. <https://www.housingwire.com/articles/42429-freddie-mac-mortgage-rates-rise-on-expectation-of-future-rate-hikes>. Retrieved 2/2/18.
- ⁵² Center on Budget and Policy Priorities. 2016, April 12. “Chart Book: Cuts in federal assistance have exacerbated families’ struggles to afford housing.” <http://www.cbpp.org/research/housing/chart-book-cuts-in-federal-assistance-have-exacerbated-families-struggles-to-afford>. Retrieved 2/2/18.
- ⁵³ Florida Housing Coalition. 2014, December 17. State and Local Housing Trust Funds in the 2015 Legislative Session. <http://www.flhousing.org/wp-content/uploads/2012/04/SHIP-Advocacy-Webinar-2014-12-17-v5JR-edits.pdf>. Retrieved 2/2/18.
- ⁵⁴ Florida Housing Finance Corporation [FHFC]. 2017. National Housing Trust Fund. <http://www.floridahousing.org/Developers/MultiFamilyPrograms/ProgramDescriptions/NHTF/>. Retrieved 2/2/18.
- ⁵⁵ FHFC. [Data provided on request in 2016 for FY 2013-14, in 2015 for FY 2012-13, in 2014 for FY 2011-12, and in 2013 for FY 2006-07 to FY 2010-11]
- ⁵⁶ Ibid.
- ⁵⁷ FHFC. 2014. Strategic Plan [adopted 9/19/14]. <http://www.floridahousing.org/FH-ImageWebDocs/Aboutus/StrategicPlan/2014StrategicPlanningProcess/2014%20Adopted%20Strategic%20Plan%20-%20September%2019-2014.pdf>. Retrieved 1/2/17. See p. 12: 185,000 homeownership and rental units have been assisted by SHIP since the program’s inception in 1992. 185,000 divided by 22 years (1992 to 2014) equals 8,409 units assisted per year. Since this time period includes years when most SHIP funds were swept, 8,409 units annually is a conservative estimate.
- ⁵⁸ See Endnote 53. According to the data provided on request from the Florida Housing Finance Corporation, the number of SHIP-assisted households statewide averaged 9,538 between the 2006-07 and 2008-09 fiscal years, and was 10,664 in FY 2008-09.
- ⁵⁹ FHFC 2017. Annual Report 2016. http://www.floridahousing.org/docs/default-source/data-docs-and-reports/annual-reports/fhfc-annual-report_2016_082217_dwn-ld.pdf?sfvrsn=2. Retrieved 2/2/18



SADOWSKI HOUSING COALITION MEMBERS

BUSINESS/ INDUSTRY GROUPS

- Associated Industries of Florida
- Coalition of Affordable Housing Providers
- Florida Apartment Assoc.
- Florida Bankers Association
- Florida Chamber of Commerce

ADVOCATES FOR THE ELDERLY/ VETS/ HOMELESS/ SPECIAL NEEDS

- AARP of Florida
- Florida Association of Housing and Redevelopment Officials
- Florida Coalition for the Homeless
- Florida Housing Coalition
- Florida Legal Services

GOVERNMENT/ PLANNING ORGANIZATIONS

- American Planning Assoc., Fla. Ch.
- Florida Association of Counties
- Florida Association of Local Housing Finance Authorities
- Florida League of Cities
- Florida Redevelopment Assoc.
- Florida Regional Councils Assoc.

BUSINESS/ INDUSTRY GROUPS

- Florida Green Building Coalition
- Florida Home Builders Association
- Florida Manufactured Housing Association
- Florida Realtors
- Florida Retail Federation

ADVOCATES FOR THE ELDERLY/ VETS/ HOMELESS/ SPECIAL NEEDS

- Florida Supportive Housing Coalition
- Florida Veterans Foundation
- Florida Weatherization Network
- LeadingAge Florida
- The Arc of Florida
- United Way of Florida

FAITH BASED ORGANIZATIONS

- Florida Conference of Catholic Bishops
- Florida Impact
- Habitat for Humanity of Florida
- Volunteers of America of Florida



Sadowski Affiliates are comprised of the local organizational members of the Sadowski Coalition members, such as local Realtors, United Way offices, and Habitat Affiliates, as well as hundreds of individuals throughout Florida who are not affiliated with any organization. They are Many Voices having One Message: Use all of the State and Local Housing Trust Funds for Housing.



Affordable Housing is an Integral Part of Community Revitalization and Economic Development



The Florida Housing Coalition, Inc., is a nonprofit, statewide membership organization which brings together housing advocates and resources so that all Floridians have a quality affordable home and suitable living environment.

**FOR MORE INFORMATION,
CONTACT:**

The Florida Housing Coalition
1367 E. Lafayette St., Ste. C
Tallahassee, FL, 32301
(850) 878-4219
info@flhousing.org
FLHousing.org



The Florida Housing Coalition appreciates PNC for funding the Home Matters report.